Light Measurement Results

Laboratory and Equipment

Test lab	n/a
Spectrometer Manufacturer and Model	n/a, n/a – n/a
Measurement date	1/30/2026

Measurement Conditions

Tested c-planes	24
Tested gamma angles	37 – 5.00°
Input Power	20.02 W

Tested Light Source

Luminaire	RIM-20122-30
Basic Luminous Shape	SPOT
Item No.	
Manufacturer	RIMCLED

Main Light Measurement Results

Output – Total Lumen (Up% / Down%)	1477 lm – 0.0024% / 100%
Efficiency	73.76 lm/W
Peak Intensity	3324 cd
Correlated Color Temperature, CCT	3078 K
Color Rendering Index	CRI 97.4

Polar light distribution diagram

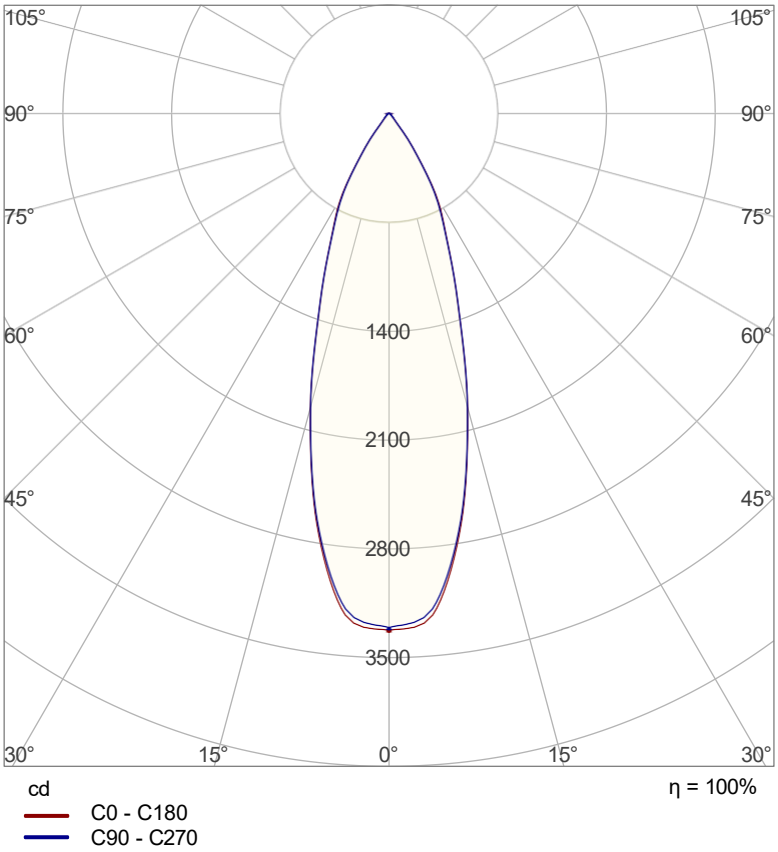

Light Measurement Results

Beam details

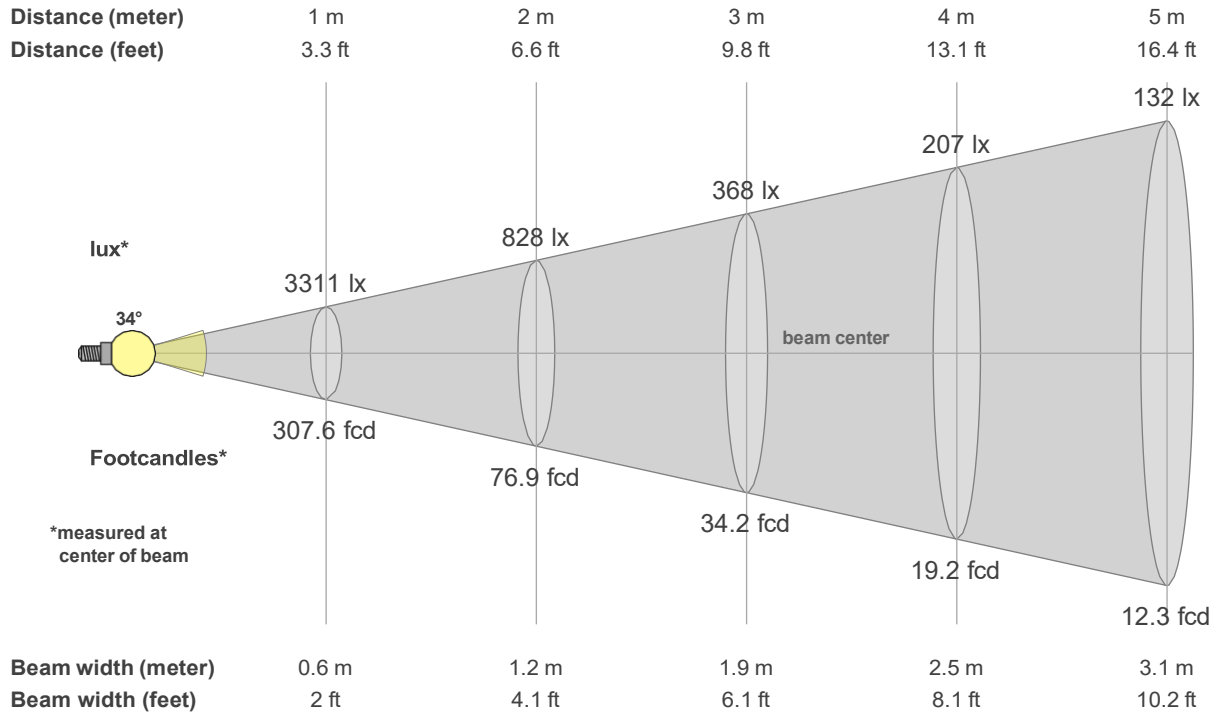

Luminaire budgetary diagram

LAMPS (number of lamps)

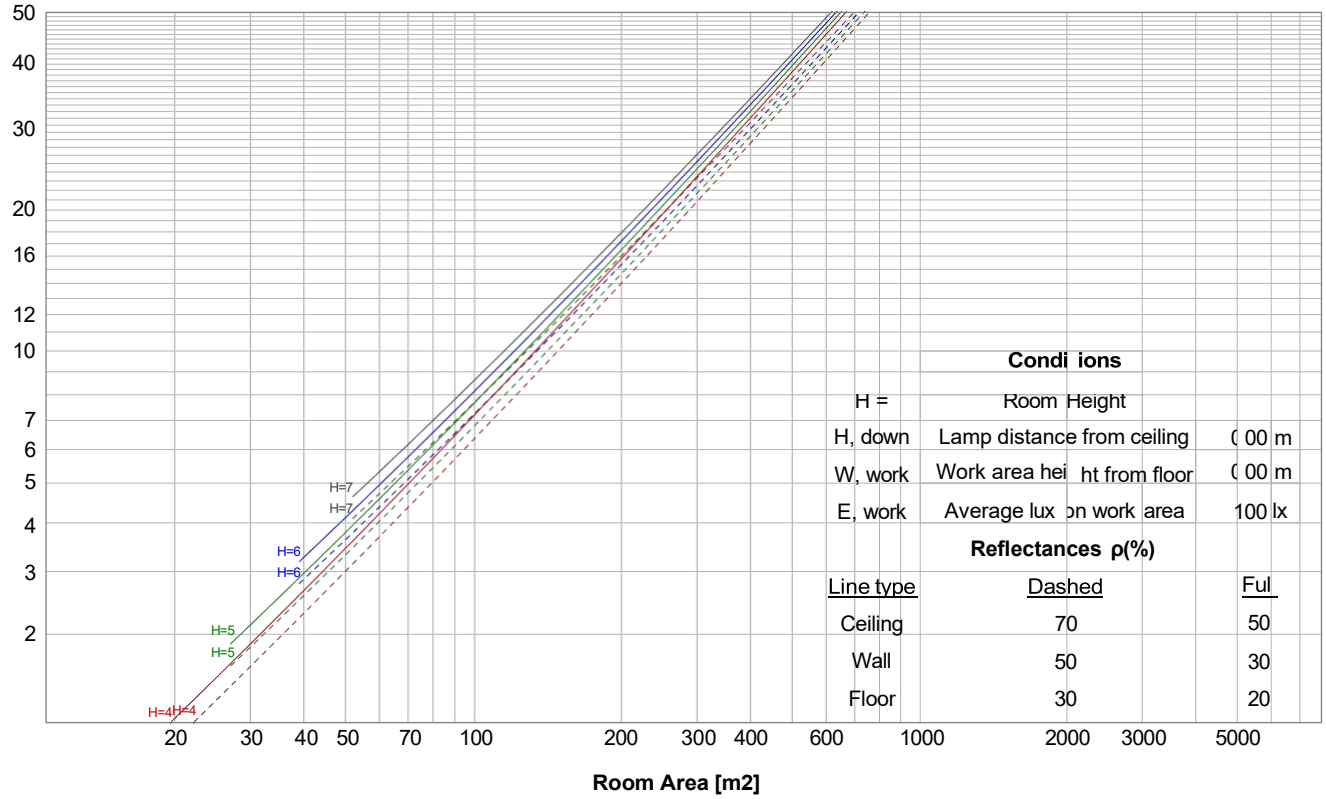

Light Measurement Results

Iso-intensity Diagram (Iso-candela)

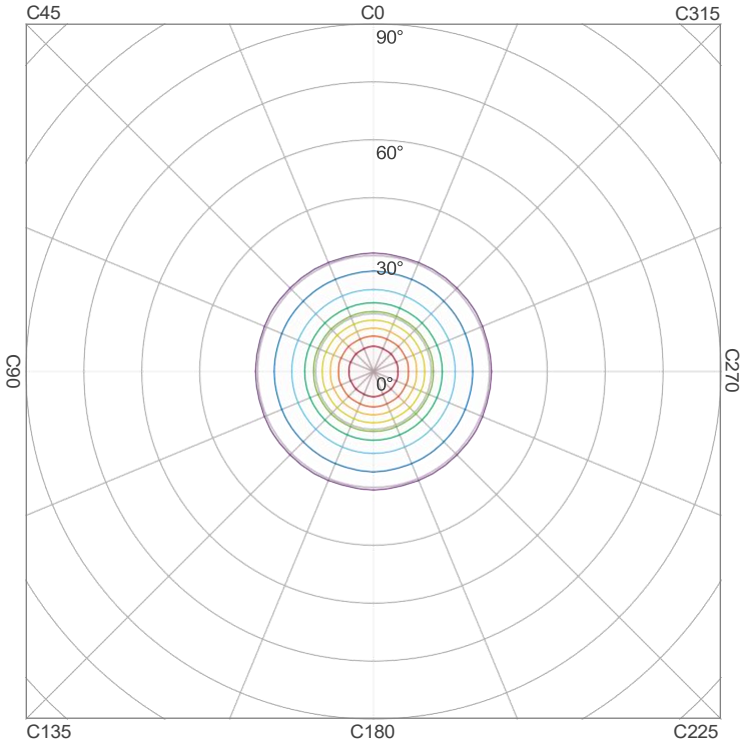

90 %	2979.9 cd
80 %	2648.8 cd
70 %	2317.7 cd
60 %	1986.6 cd
50 %	1655.5 cd
40 %	1324.4 cd
30 %	993.3 cd
20 %	662.2 cd
10 %	331.1 cd

Peak intensity: 3311.0 cd
Number of c-planes: 24

Iso-illuminance Diagram (Iso-lux)

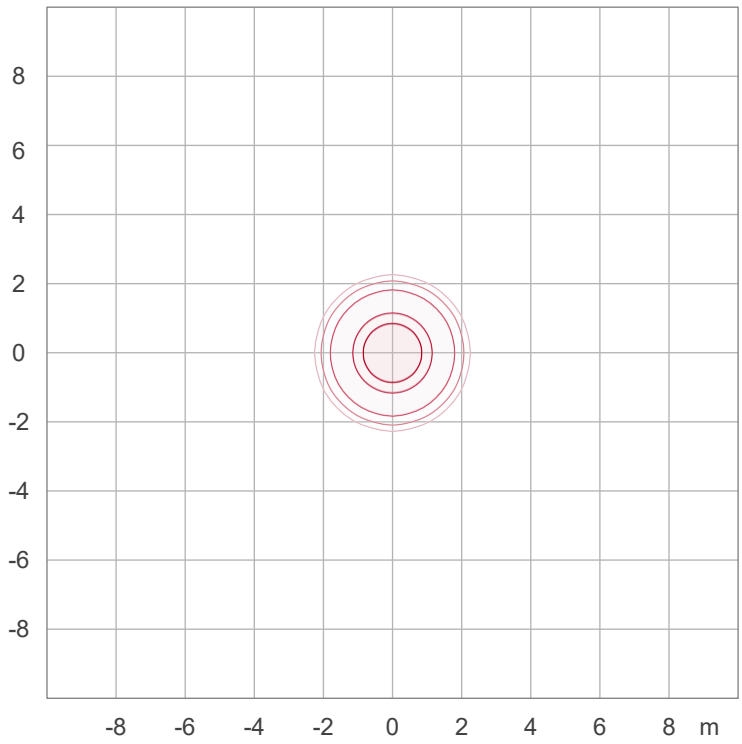

50.0 %	184 lx
30.0 %	110 lx
10.0 %	36.8 lx
5.0 %	18.4 lx
3.0 %	11 lx

Peak illuminance: 368 lx
Mounting height: 3 m
Number of c-planes: 24

Light Measurement Results

Linear intensity distribution diagram

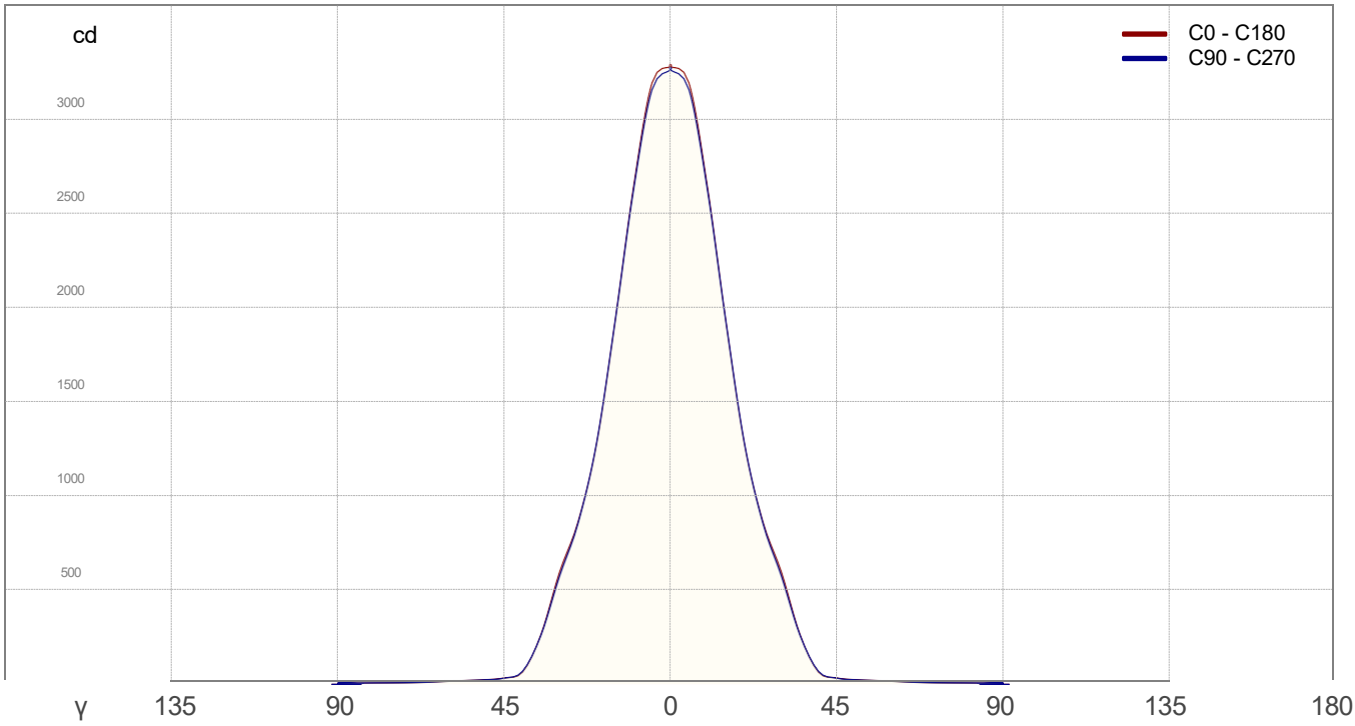

IESNA TM-15-07 Luminaire Classification System For Outdoor Luminaires

BUG rating B2 U0 G0

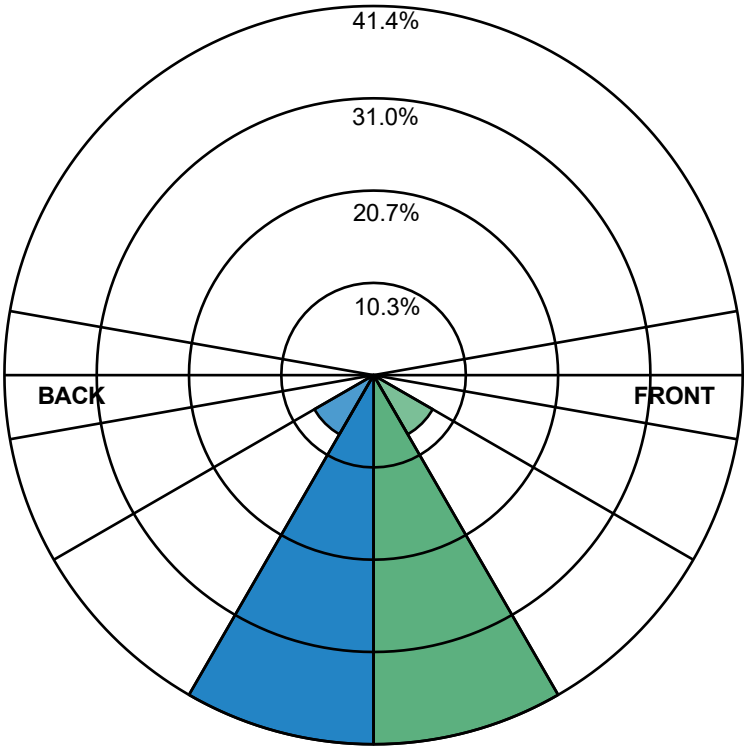

Forward Light		
Low (0-30°)	611.3 lm	41.4%
Medium (30-60°)	113.3 lm	7.7%
High (60-80°)	10.1 lm	0.7%
Very High (80-90°)	3.7 lm	0.2%

Back Light		
Low (0-30°)	611.3 lm	41.4%
Medium (30-60°)	113.3 lm	7.7%
High (60-80°)	10.1 lm	0.7%
Very High (80-90°)	3.7 lm	0.2%

Uplight		
Low (90-100°)	0.0 lm	0.00%
High (100-180°)	0.0 lm	0.0%

Total		
Sum	1476.7 lm	100,0%