Light Measurement Results

Laboratory and Equipment

Test lab	n/a
Spectrometer Manufacturer and Model	n/a, n/a – n/a
Measurement date	1/31/2026

Measurement Conditions

Tested c-planes	24
Tested gamma angles	37 – 5.00°
Input Power	9.16 W

Tested Light Source

Luminaire	RIM-10103-30
Basic Luminous Shape	PANEL
Item No.	
Manufacturer	RIMCLED

Main Light Measurement Results

Output – Total Lumen (Up% / Down%)	429.2 lm – 0.0094% / 99.99%
Efficiency	46.85 lm/W
Peak Intensity	704.8 cd
Correlated Color Temperature, CCT	3151 K
Color Rendering Index	CRI 95.2

Polar light distribution diagram

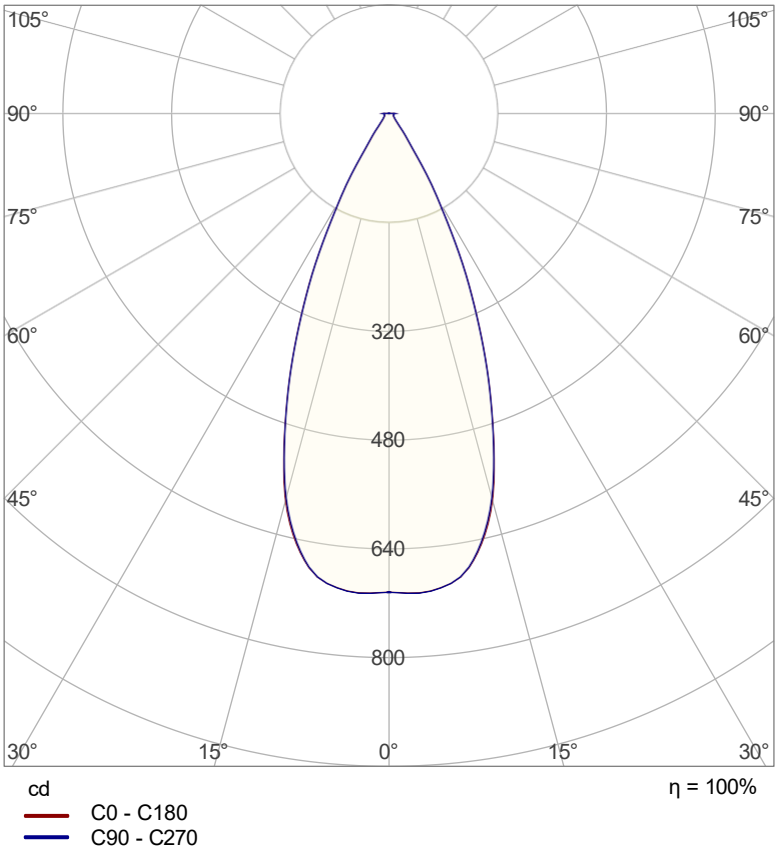

Light Measurement Results

Beam details

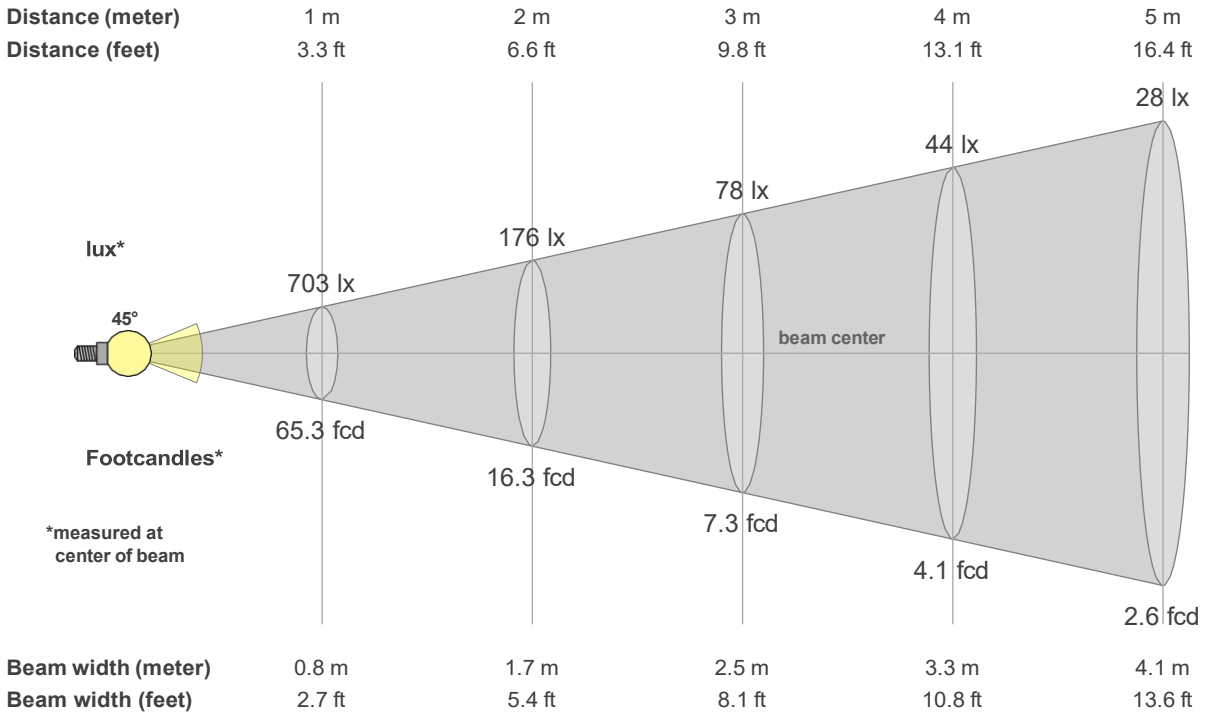

Luminaire budgetary diagram

LAMPS (number of lamps)

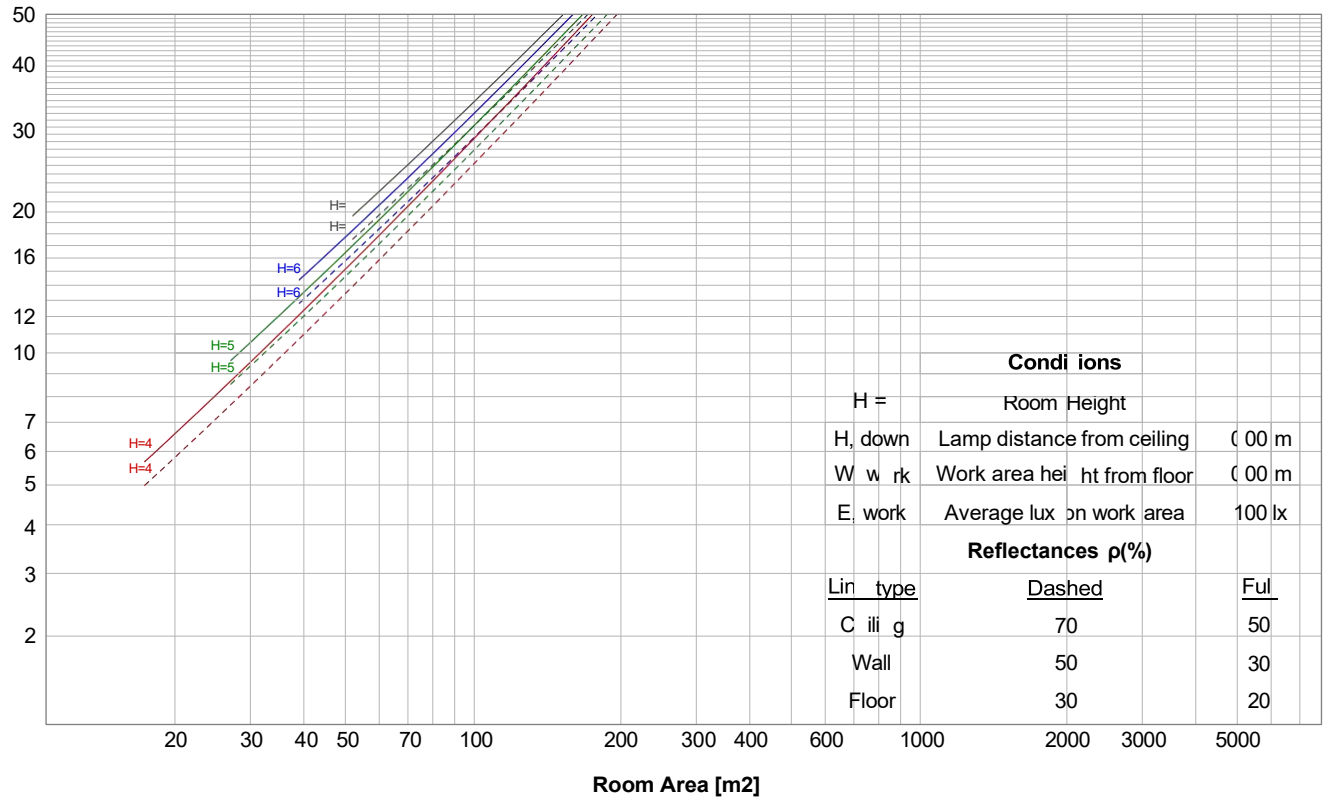

Light Measurement Results

Iso-intensity Diagram (Iso-candela)

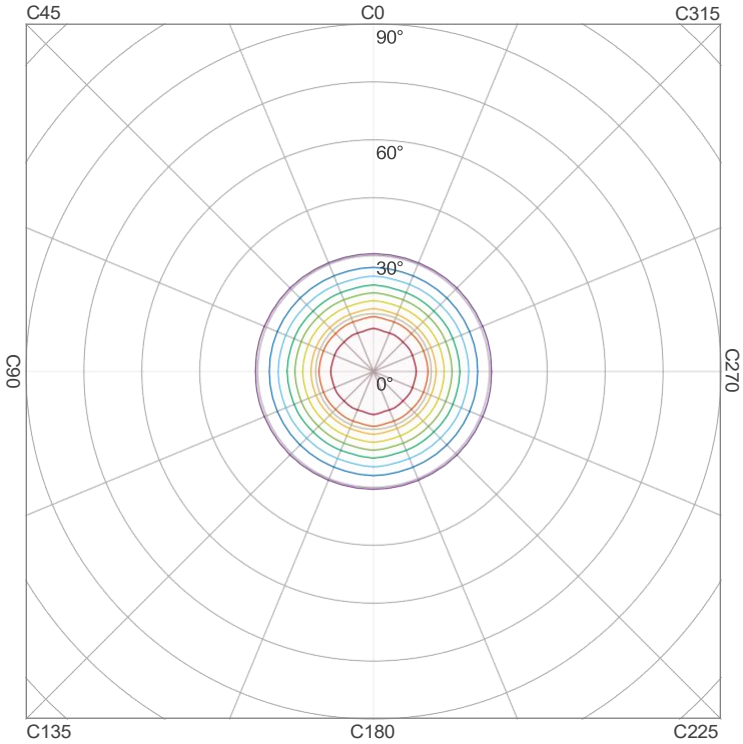

90 %	634.3 cd
80 %	563.8 cd
70 %	493.4 cd
60 %	422.9 cd
50 %	352.4 cd
40 %	281.9 cd
30 %	211.4 cd
20 %	141.0 cd
10 %	70.5 cd

Peak intensity: 704.8 cd
Number of c-planes: 24

Iso-illuminance Diagram (Iso-lux)

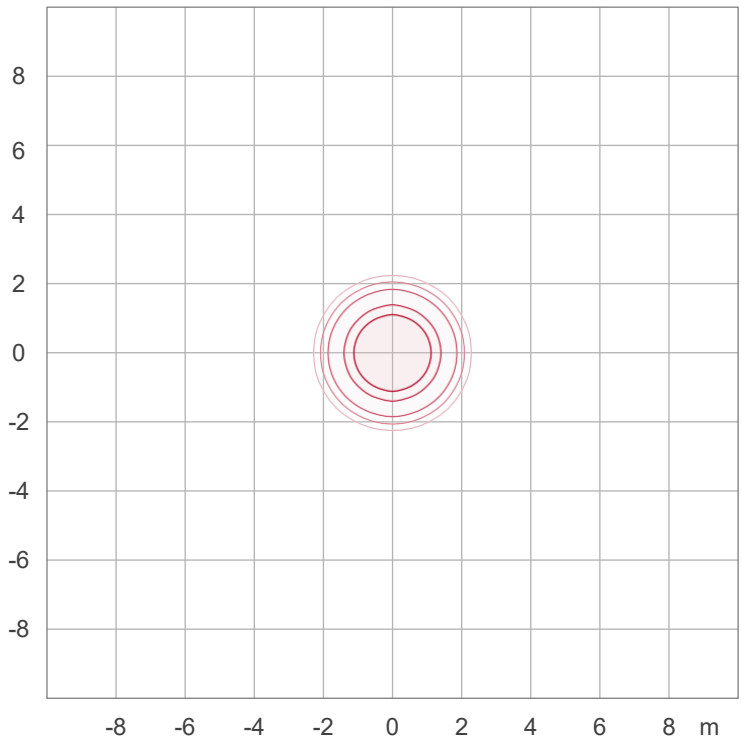

50.0 %	39.1 lx
30.0 %	23.5 lx
10.0 %	7.82 lx
5.0 %	3.91 lx
3.0 %	2.35 lx

Peak illuminance: 78.2 lx
Mounting height: 3 m
Number of c-planes: 24

Light Measurement Results

Linear intensity distribution diagram

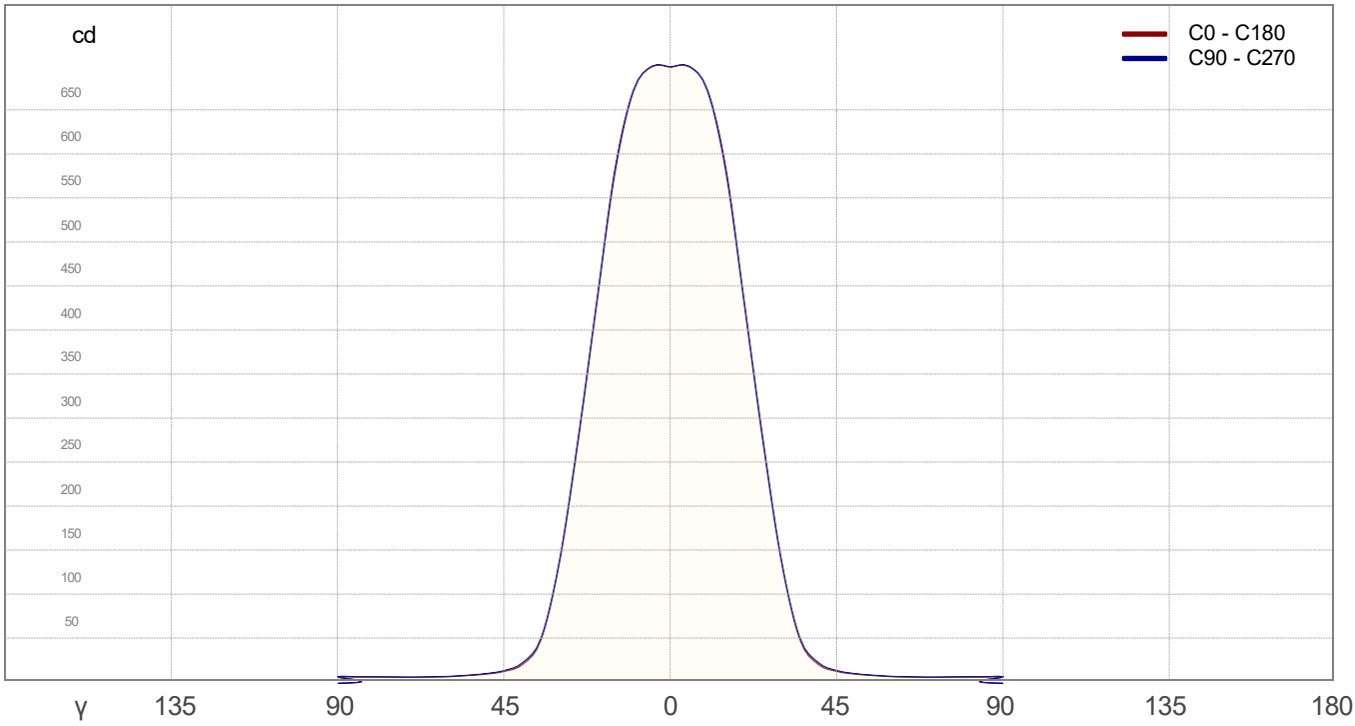

IESNA TM-15-07 Luminaire Classification System For Outdoor Luminaires

BUG rating B1 U0 G0

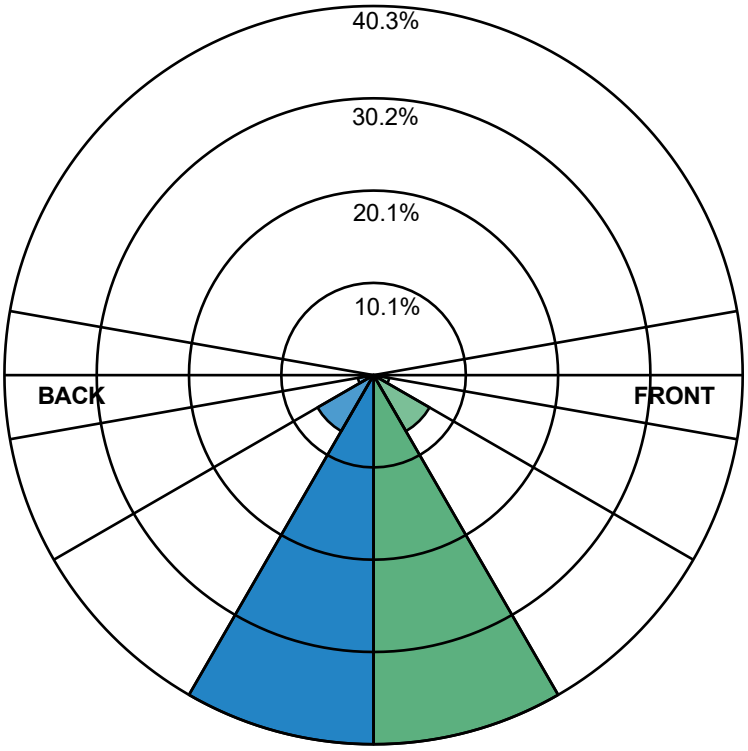

Forward Light		
Low (0-30°)	172.9 lm	40.3%
Medium (30-60°)	30.3 lm	7.1%
High (60-80°)	7.5 lm	1.7%
Very High (80-90°)	4.0 lm	0.9%

Back Light		
Low (0-30°)	172.9 lm	40.3%
Medium (30-60°)	30.3 lm	7.1%
High (60-80°)	7.5 lm	1.7%
Very High (80-90°)	4.0 lm	0.9%

Uplight		
Low (90-100°)	0.0 lm	0.00%
High (100-180°)	0.0 lm	0.0%

Total		
Sum	429.2 lm	100,0%